

Sunmodule[®] Pro-Series SW 260 POLY WOB



TUV Power controlled:
Lowest measuring tolerance in industry



Every component is tested to meet
3 times IEC requirements



Designed to withstand heavy
accumulations of snow and ice




Sunmodule Plus:
Positive performance tolerance



25-year linear performance warranty
and 10-year product warranty



Glass with anti-reflective coating



World-class quality

Fully-automated production lines and seamless monitoring of the process and material ensure the quality that the company sets as its benchmark for its sites worldwide.

SolarWorld Plus-Sorting

Plus-Sorting guarantees highest system efficiency. SolarWorld only delivers modules that have greater than or equal to the nameplate rated power.

25-year linear performance guarantee and extension of product warranty to 10 years

SolarWorld guarantees a maximum performance digression of 0.7% p.a. in the course of 25 years, a significant added value compared to the two-phase warranties common in the industry, along with our industry-first 10-year product warranty.*

*in accordance with the applicable SolarWorld Limited Warranty at purchase.
www.solarworld.com/warranty



- Qualified, IEC 61215
- Safety tested, IEC 61730
- Blowing sand resistance, IEC 60068-2-68
- Ammonia resistance, IEC 62716
- Salt mist corrosion, IEC 61701
- Periodic inspection



- Periodic inspection
- Power controlled



Sunmodule[®] Pro-Series SW 260 POLY WOB



PERFORMANCE UNDER STANDARD TEST CONDITIONS (STC)*

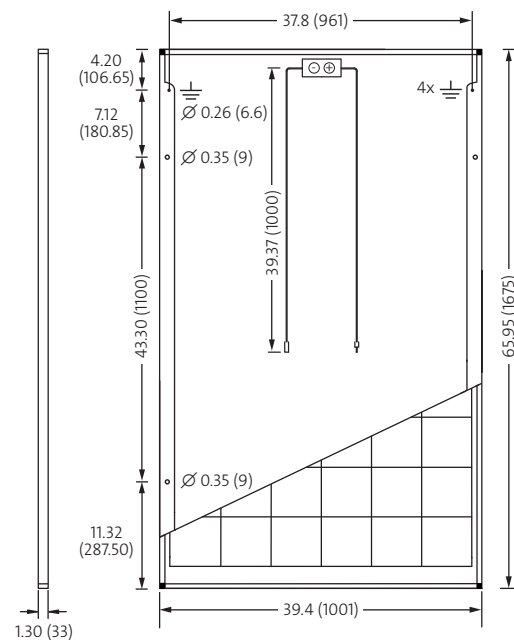
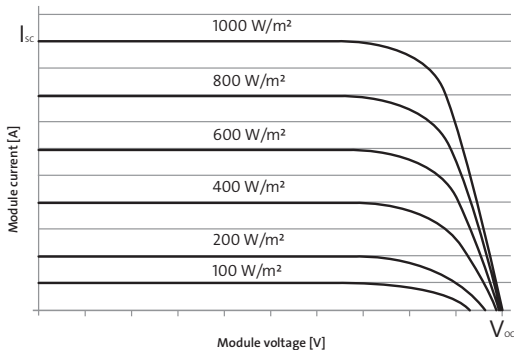
| | | SW 260 |
|-----------------------------|-----------|---------|
| Maximum power | P_{max} | 260 Wp |
| Open circuit voltage | V_{oc} | 38.4 V |
| Maximum power point voltage | V_{mpp} | 31.4 V |
| Short circuit current | I_{sc} | 8.94 A |
| Maximum power point current | I_{mpp} | 8.37 A |
| Module efficiency | η_m | 15.51 % |

*STC: 1000W/m², 25°C, AM 1.5

PERFORMANCE AT 800 W/M², NOCT, AM 1.5

| | | SW 260 |
|-----------------------------|-----------|----------|
| Maximum power | P_{max} | 192.4 Wp |
| Open circuit voltage | V_{oc} | 34.8 V |
| Maximum power point voltage | V_{mpp} | 28.5 V |
| Short circuit current | I_{sc} | 7.35 A |
| Maximum power point current | I_{mpp} | 6.76 A |

Minor reduction in efficiency under partial load conditions at 25° C: at 200 W/m², 100% of the STC efficiency (1000 W/m²) is achieved.



All units provided are imperial. SI units provided in parentheses.
SolarWorld AG reserves the right to make specification changes without notice.

COMPONENT MATERIALS

| | | | |
|------------------|-------------------------------------|--------|---|
| Cells per module | 60 | Front | Low-iron tempered glass with ARC (EN 12150) |
| Cell type | Polycrystalline 5-busbar | Frame | Black anodized aluminum |
| Cell dimensions | 6.14 in x 6.14 in (156 mm x 156 mm) | Weight | 39.7 lbs (18.0 kg) |

THERMAL CHARACTERISTICS

| | |
|----------------|---------------|
| NOCT | 46 °C |
| TCI_{sc} | 0.051 % / °C |
| TCV_{oc} | -0.31 % / °C |
| TCV_{mpp} | -0.41 % / °C |
| Operating temp | -40 to +85 °C |

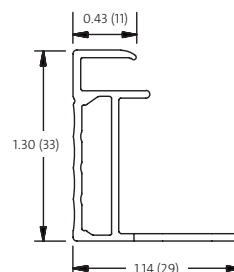
ADDITIONAL DATA

| | |
|-------------------------|---|
| Power sorting | -0 Wp/+5 Wp |
| J-Box | IP65 |
| Connector | PV wire per UL4703 with H4/UTX connectors |
| Module fire performance | (UL 1703) Type 1 |

PARAMETERS FOR OPTIMAL SYSTEM INTEGRATION

| | | |
|------------------------------------|-------------------|---------------------------------|
| Maximum system voltage SC II / NEC | 1000 V | |
| Maximum reverse current | 25 A | |
| Number of bypass diodes | 3 | |
| Design loads* | Two rail system | 113 psf downward, 64 psf upward |
| Design loads* | Three rail system | 178 psf downward, 64 psf upward |
| Design loads* | Edge mounting | 178 psf downward, 41 psf upward |

* Please refer to the Sunmodule installation instructions for the details associated with these load cases.



- Compatible with both "Top-Down" and "Bottom" mounting methods
- Grounding Locations:
 - 4 locations along the length of the module in the extended flange.

SW-01-7162US 160720