


DANGER!

Danger of death from electric shock. In order to ensure protection against electrical shock the junction box MUST be disconnected from all external power sources while installing the cables! DO NOT DISCONNECT UNDER LOAD!




Cable Installation Guide

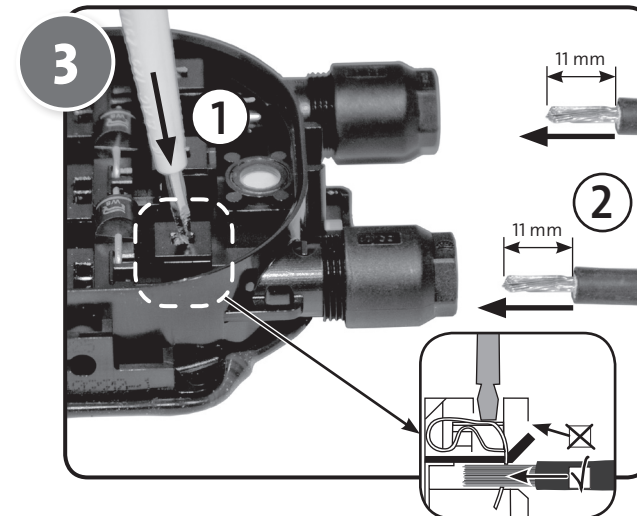
Gently unlock lid and open junction box



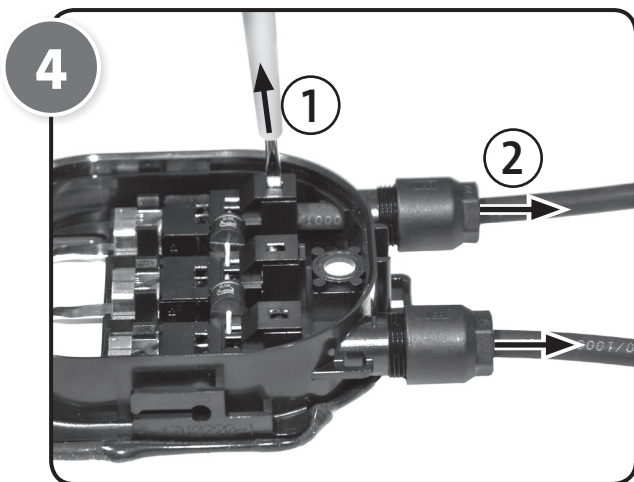
Open cable gland nut



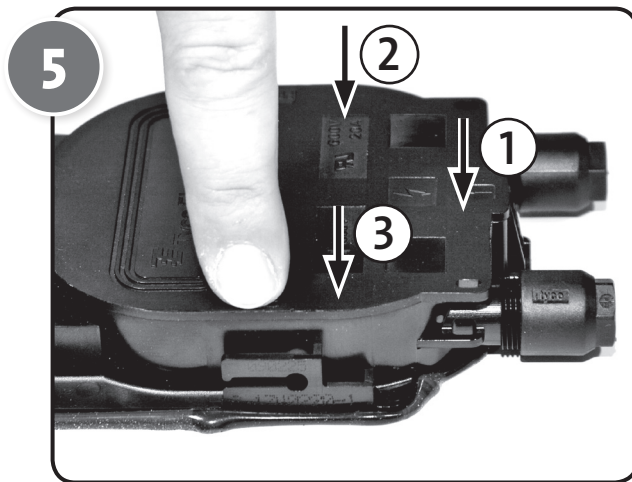
- ① Press and hold down terminal clamp
- ② Insert cable



- ① Remove screwdriver
- ② Check secure connection



Close lid, press down all around



Tighten cable gland nut, 1.3 – 1.5 Nm

